

A woman with long, wavy brown hair is looking directly at the camera. She is wearing a dark blue, strapless, draped dress. She is peering through a narrow opening in heavy, shimmering blue curtains. The background is dark with soft, out-of-focus white spots, resembling falling snow or stars.

A Gift from Stars

Launch Date: November 2010

■ ESPRIQUE
PRECIOUS



Snow-white Angel

I'm an ordinary girl living an ordinary life.
As I look up into the starry sky tonight,
My heart is thrilled to see the shining stars.
Tonight I wish upon a star
Please, give me the strength
To make my talents, beauty, and character
Shine even more brightly.
Let them sparkle...

A close-up portrait of a woman with white feathers and snow on her face. She is looking upwards and to the right. Her face is covered in small white particles, possibly snow or glitter. She is holding a large white feather in front of her face. The background is a soft, out-of-focus white and blue.

Mysterious Beauty

Watching the stars sparkle in the clear winter sky
And snow falling like angels' wings
I am fascinated by the beauty of
Mysterious shapes created by the moonlight.
I feel everything seems lovely and beautiful tonight,
Even my glowing cheeks.
A girl's senses are fascinated
When we capture such beauty in our sight.
Oh shining star, make my wishes come true tonight.



Glowing Princess

A wonderful gift has arrived from the stars for me

A coffret box that brings out a girl's Talents, beauty and character, Making them shine ever so brightly.

You will see how it makes everything about a girl -

Her every expression, gaze, and gesture Instantly attractive.

All girls can truly become Sweet, beautiful Glowing Princesses.

Esprique Precious Twinkle Story Collection \$48

(From left)

Aurora Crystal Gloss SP002

A lip gloss that makes your lips plump and voluminous. Multicolored polarized pearls sparkle.

- * Rosemary extract compounded
- * Twinkle star pearl compounded
- * Fragrance-free

Nail Color N SP010

A quick-dry nail color that retains that glossy, "just-applied" look. Polarized silver and blue pearls sparkle.

- * Rosemary extract compounded
- * Twinkle star pearl compounded
- * Fragrance-free

Pencil Eyeliner BK001

A smooth application eyeliner that sharply outlines the eyes. Silver lame sparkles in the black lines.

- * Rosemary extract compounded
- * Twinkle star pearl compounded
- * Fragrance-free

Multi-prism Palette <Cheek Color/Eye Color>

Cheek and eye colors that fit smoothly on your cheeks and eyelids, giving them a natural complexion, dimensionality, and shine. The prismatic, glamorous pearls in the soft shades sparkle.

- **Powder type:** For cheeks and eyes. Use colors alone or mix together.
- **Cream type:** For eyes. Also use partially on face and body to give shine and sparkle.

- * Hyaluronic acid (moisturizer) compounded
- * Twinkle star pearl compounded
- * Fragrance-free





Snow-white Angel

Translucent, cool beauty like falling 'snow'.
The image of a clean, innocent, untainted angel.

...Makeup Technique...

[Base Makeup...]

Shiny, hydrated skin

The moisturized makeup base keeps the skin hydrated and supple. The liquid foundation creates shiny skin with a hydrated interior and soft exterior.

[Eyes...]

Delicately shiny eyes like powder snow

Multi-prism Palette



- Spread E all around the eye.
- Spread C from the edge of the eye to the eye socket. Surround the inner corner of the eye, and draw a line down to the center of the lower lid.
- Softly spread B at the root of the eyebrow.

Pencil Eyeliner

Fill in the gaps between each eyelash, and draw a long, thin line that extends upwards from the outer corner of the eye.

Mascara

Apply all over so that each eyelash naturally separates. Extend lashes by applying multiple layers.

[Face...]

Subtle pink blush and sparkly cheeks

Multi-prism Palette



- Spread A and B in a circular motion at the highest point of your cheek when you smile.
- Spread E the size of a 500 yen coin between the eyebrows and below the inner corner of the eye. Also spread lightly on your chest and the back of your hands.

[Lips...]

Unclouded, clear pink shiny lips

Lip Color

Lightly apply unclouded pink lipstick.

Aurora Crystal Gloss

Apply lip gloss all over.

Makeup data • Multi-prism Palette • Pencil Eyeliner BK001
• Heart Graphical Mascara BK001 • Soft Eyebrow Pencil BR300
• Heart Graphical Rouge RO631 • Aurora Crystal Gloss SP002
• Nail Color N SP010

*Underlined items are contained in the set.



Mysterious Beauty

A mysterious, sharp beauty like 'shadows' created by moonlight.
A mature, cool image.

...Makeup Technique...

[Base Makeup...]

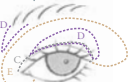
High coverage skin

The subtle peach-colored makeup base creates a translucent skin impression. Use liquid foundation followed by powder foundation to achieve fully-covered skin.

[Eyes...]

Modern eyes that emphasize a sculpted look

Multi-prism Palette



- Spread E all around the eye area
- Spread C along the upper lash line
- Apply D at the crease area, or following the natural hollow of your eyes
- Softly apply D at the start of your eyebrows in light fluffy strokes

Pencil Eyeliner

Line your upper lash line by filling in the gaps between each eyelash strand. Draw a long, thin line that extends upwards from the outer corner of the eye in a deft 'Cat Eye'.

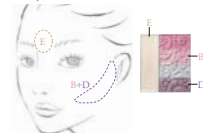
Mascara

Apply more coats at the end of the eyelashes towards the outer corners of the eye.

[Face...]

Slimmed-down cheeks that emphasize your cheekbones

Multi-prism Palette



- Spread B and D in a crescent shape along the hollow underneath the cheekbones.
- Spread E the size of a 500 yen coin between the eyebrows. Also spread lightly on your chest and the back of your hands.

[Lips...]

Shiny, subtle lips that blends in with your skin tone.

Lip Color

Lightly apply a rose colored lipstick which matches your skin tone.

Aurora Crystal Gloss

Apply lip gloss all over.

Makeup data • Multi-prism Palette • Pencil Eyeliner BK001
• Heart Graphical Mascara BK001 • Soft Eyebrow Pencil BR300
• Heart Graphical Rouge RO630 • Aurora Crystal Gloss SP002
• Nail Color N SP010

*Underlined items are contained in the set.



Glowing Princess

The princess color 'pink' creates a cheerful, lively, dreamy cuteness.
The image of a romantic doll.

...Makeup Technique...

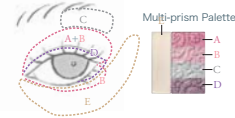
[Base Makeup...]

Moist, fluffy skin

The makeup base improves elasticity, creating firm skin. The powder foundation creates a half matte, moist peachy skin.

[Eyes...]

Eyes with shooting stars falling through pink gradation



- Spread E widely on the lower lid all the way to the temple.
- Spread C below the eyebrows.
- Spread A and B from the edge of the eye to the eye socket.
- Spread B on the lower lid.
- Spread D all around the eye.

Pencil Eyeliner

Draw a bold line all around the eye.

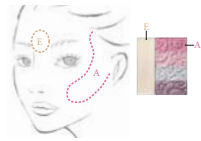
Mascara

Apply multiple layers all over to increase volume.

[Face...]

Dynamic pink cheeks

Multi-prism Palette



- Spread A from the center of the cheek to the temple, along the cheekbone.
- Spread E the size of a 500 yen coin between the eyebrows. Also spread lightly on your chest and the back of your hands.

[Lips...]

Shiny lips that acutely reflect light like crystal

Aurora Crystal Gloss

Cover the color of your lips naturally with foundation. Draw the outer contours of your lips carefully with the gloss, then fill in generously.

Makeup data • Multi-prism Palette • Pencil Eyeliner BK001
• Heart Graphical Mascara BK001 • Soft Eyebrow Pencil BR300
• Aurora Crystal Gloss SP002 • Nail Color N SP010

*Underlined items are contained in the set.

marketing@kose.com.sg

ESPRIQUE PRECIOUS is available at

- Isetan Parkway, Scotts, Tampines • Metro Paragon, Sengkang, Woodlands, City Square • OG Albert, Orchard Point, People's Park •
- Robinsons Centrepoint, Raffles City • BHG Bishan, Bugis, Choa Chu Kang • Takashimaya •